

# RENAISSANCE

PATIO DOOR



YOUR STANDARD OF QUALITY  
**STANDARD**  
DOORS

**50**  
YEARS



## FEATURES & BENEFITS

DESIGNED FOR STRENGTH, ENERGY EFFICIENCY AND EASE OF USE

### GLASS PANELS

1. Sealed unit with Low-E glass with argon gas
2. Warm-edge spacer
3. Galvanized 16 gauge steel reinforcements
4. Exclusive featherlite tandem rollers

### FRAME

5. Solid all PVC rot-free sill
6. Interior PVC cladding
7. Structural 1 3/16" thick finger-jointed pine jambs and header available in 140 mm (5 1/2"), 168 mm (6 5/8") or 184 mm (7 1/4") depths
8. One-piece extruded jambs and top tracks with seamless PVC exterior cladding
9. Air-tight high-fin weatherstripping

### HARDWARE

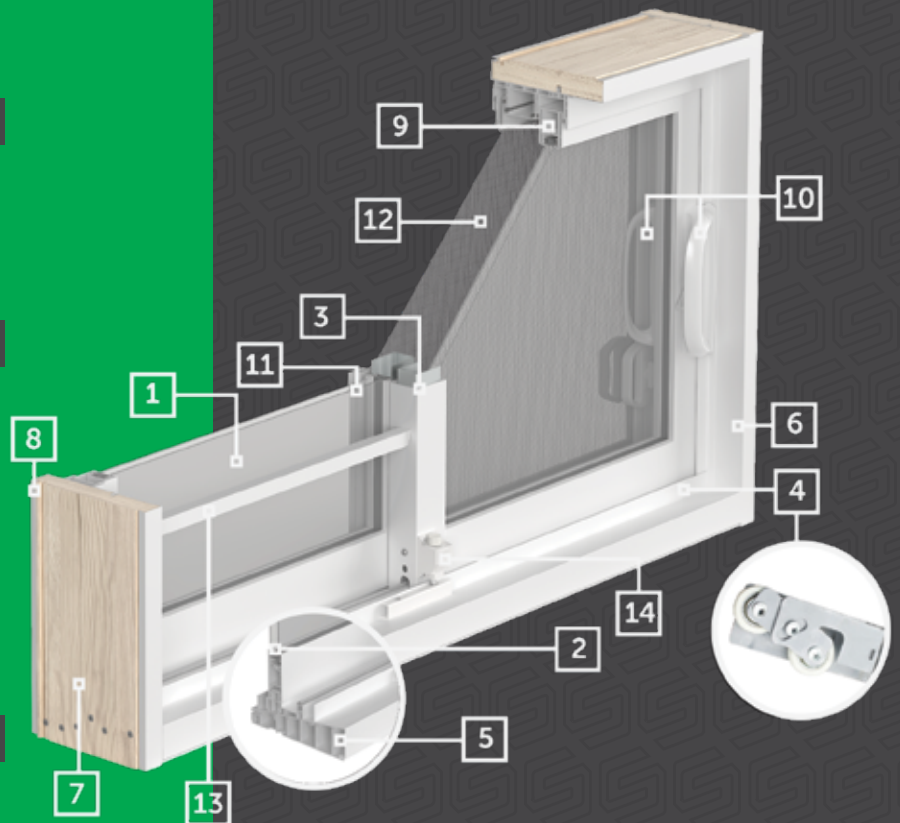
10. Ergonomic level 40 handles (interior & exterior)

### SCREEN

11. Smooth gliding reinforced aluminum extruded frame, easy to remove for cleaning or storage
12. Fiberglass mesh

### SECURITY OPTIONS

13. Security bar
14. Footlock



### COLOUR OPTIONS



- Available in two standard extruded PVC colours: white #141 and cream white #136.
- Paint your door any colour you desire. Choose from one of our standard colours or a custom colour match.

# ENERGY EFFICIENCY

## HEAT REFLECTIVE Low-E GLASS WITH ARGON GAS

Reflects heated air in winter to keep you warmer



Reflects hot summer air to keep you cool




Please check if your door configuration is Energy Star certified at: [www.nrcan.gc.ca](http://www.nrcan.gc.ca)

## GET MAXIMUM ER WITH Low-E PLUS

Low-E with Argon Gas

VS


Low-E PLUS with Argon Gas



ER 35

Interior view

U-Value: 1.65  
R-Factor: 3.45



ER 39

Interior view

U-Value: 1.48  
R-Factor: 3.85

## EXCLUSIVE LEVEL 40 HANDLE INCLUDED

One of the safest in North America!



(interior)

(exterior)

(exterior)  
Key lock option

## MORTISE HANDLE OPTIONS

Euro

Contemporary



White

Satin nickel

Oil rubbed bronze

Brushed chrome

Brass

White

Satin nickel

Oil rubbed bronze

# OPTIONS

## GRILLS BETWEEN THE GLASS



Georgian  
5/8" or 1"



Rectangular  
5/8"




Slimline  
1/4"

Available in white or painted.

Available in white, pewter, or brass.

## SIMULATED DIVIDED LITES




SDL 7/8" without spacer




SDL 2" with spacer

Available in white or painted.

## PATTERNS (custom configurations available)



STANDARD



BORDER



VALENCIA



2" SDL  
(custom)

## ADDITIONAL OPTIONS

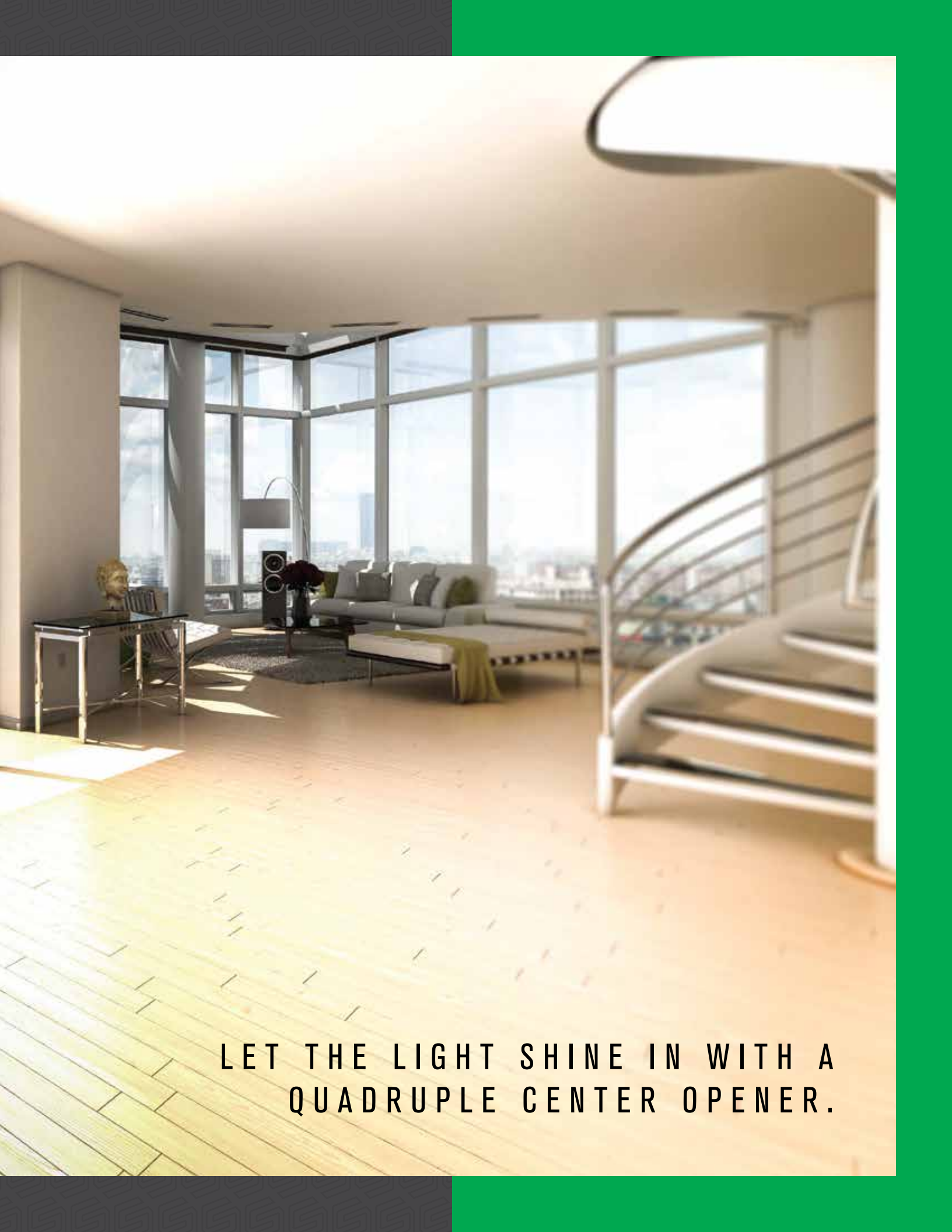
- Keylock
- Bronze or grey tinted glass
- Standard size interior frame extensions 8 1/4", 9 1/4" & 9 3/4"
- Interior frame extensions (max. 13 3/4")
- PVC brickmould
- PVC capped wood brickmould 1 1/2" & 2"
- Anodized aluminum sill extension
- Extruded clear anodized aluminum sill cladding
- Nailing fin
- Sidelites, toplites, and shaped toplites

Available with one-point or two-point locking mechanisms.












LET THE LIGHT SHINE IN WITH A  
QUADRUPLE CENTER OPENER.

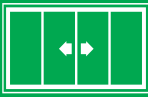
# SIZES Non standard sizes also available

## STANDARD WIDTHS

2 LITE - XO/OX		
		
4'10"	1483 mm	58 <sup>3</sup> / <sub>8</sub> "
5'	1505 mm	59 <sup>1</sup> / <sub>4</sub> "
6'	1784 mm	70 <sup>1</sup> / <sub>4</sub> "
7'	2115 mm	83 <sup>1</sup> / <sub>4</sub> "
8'	2391 mm	94 <sup>1</sup> / <sub>8</sub> "

3 LITE - XOO/XOX/OOX		
		
8'	2224 mm	87 <sup>9</sup> / <sub>16</sub> "
9'	2643 mm	104 <sup>1</sup> / <sub>16</sub> "
10'	3138 mm	123 <sup>9</sup> / <sub>16</sub> "
12'	3553 mm	139 <sup>7</sup> / <sub>8</sub> "

3 LITE - OXO-L/OXO-R		
		
8'	2259 mm	88 <sup>15</sup> / <sub>16</sub> "
9'	2678 mm	105 <sup>7</sup> / <sub>16</sub> "
10'	3173 mm	124 <sup>15</sup> / <sub>16</sub> "
12'	3588 mm	141 <sup>1</sup> / <sub>4</sub> "

4 LITE - OXXO		
		
10'	2948 mm	116 <sup>1</sup> / <sub>16</sub> "
12'	3507 mm	138 <sup>1</sup> / <sub>16</sub> "

STANDARD HEIGHTS		
6'	1821 mm	71 <sup>11</sup> / <sub>16</sub> "*
6' 8"	2019 mm	79 <sup>1</sup> / <sub>2</sub> "
6' 10"	2057 mm	81"
8'	2430 mm	95 <sup>11</sup> / <sub>16</sub> "

\*Only 5', 6' and 9' doors are offered at 1821 mm (71 <sup>11</sup>/<sub>16</sub>") in height.

The manufacturer reserves the right to change or modify products without prior notice.



## GUARANTEES

- ✓ 20 years against insulated glass seal failure
- ✓ 20 years on PVC
- ✓ 10 years on parts
- ✓ 10 years against spontaneous glass breakage (interior glass only)

Please note that our guarantees are transferable.



[info@standarddoors.com](mailto:info@standarddoors.com)  
[StandardDoors.com/Renaissance](http://StandardDoors.com/Renaissance)



YOUR STANDARD OF QUALITY  
**STANDARD**  
 DOORS