

ODYSSEY

PATIO DOOR



YOUR STANDARD OF QUALITY
STANDARD
DOORS

50
YEARS



FEATURES & BENEFITS

DESIGNED FOR STRENGTH,
ENERGY EFFICIENCY AND EASE OF USE

GLASS PANELS

1. Sealed unit with Low-E glass with argon gas
2. Warm-edge spacer
3. Galvanized 16 gauge steel reinforcements
4. Exclusive featherlite tandem rollers

FRAME

5. Solid all PVC rot-free sill
6. Interior PVC cladding
7. Structural 1 3/16" thick finger-jointed pine jambs and header available in 140 mm (5 1/2"), 168 mm (6 5/8") or 184 mm (7 1/4") depths
8. One-piece extruded jambs and top tracks with seamless PVC exterior cladding
9. Air-tight high-fin weatherstripping

HARDWARE

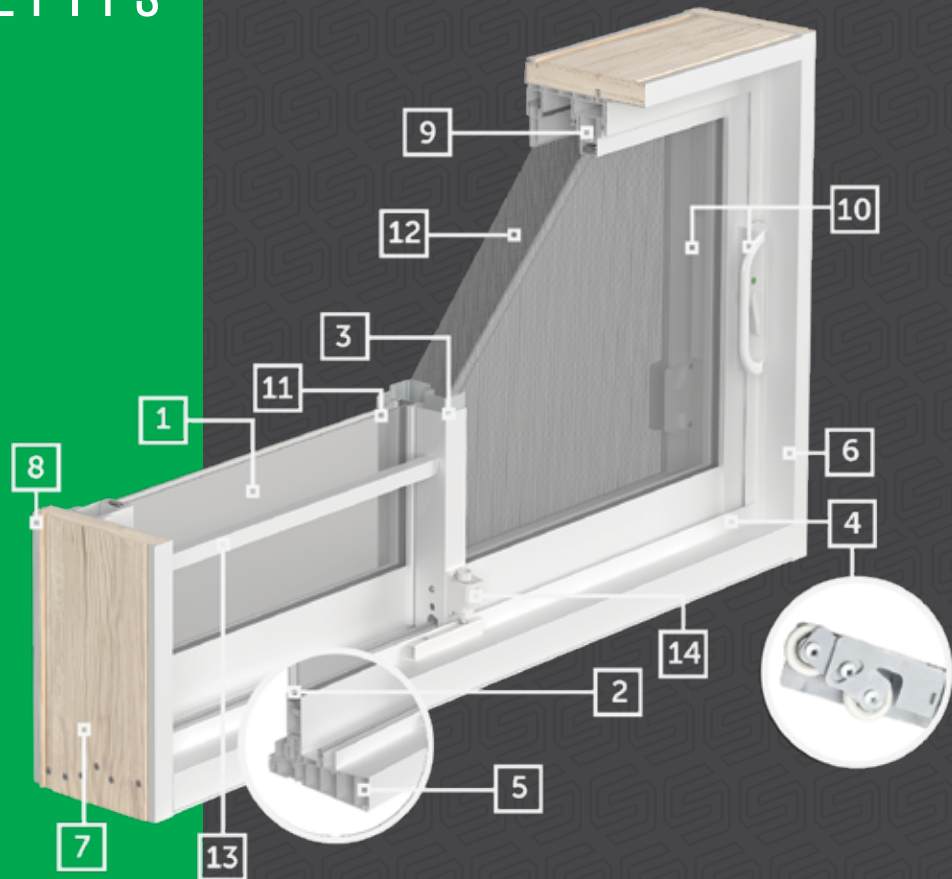
10. Surface mount handle with flat backplate

SCREEN

11. Smooth gliding aluminum extruded frame, easy to remove for cleaning or storage
12. Fiberglass mesh

SECURITY OPTIONS

13. Security bar
14. Footlock (2 positions)



COLOUR OPTIONS



- Available in two standard extruded PVC colours: white #141 and cream white #136.
- Paint your door any colour you desire. Choose from one of our standard colours or a custom colour match.


ENERGY EFFICIENCY

HEAT REFLECTIVE Low-E GLASS WITH ARGON GAS

Reflects
heated air in
winter to keep
you warmer



Reflects
hot summer
air to keep
you cool




Please check if your door configuration is Energy Star certified at: www.nrcan.gc.ca

GET MAXIMUM ER WITH Low-E PLUS

Low-E
with Argon Gas

VS

Low-E PLUS
with Argon Gas



ER 36

Interior view

U-Value: 1.65
R-Factor: 3.45



ER 40

Interior view

U-Value: 1.48
R-Factor: 3.85

HARDWARE

EXTERIOR
"D" SHAPED
SURFACE
MOUNT
HANDLE

STANDARD
MORTISE
HANDLE

EURO
MORTISE
HANDLES



White



White



Satin
nickel



Oil rubbed
bronze



Brushed
chrome



Brass

OPTIONS

GRILLS BETWEEN THE GLASS



Georgian
 $\frac{5}{8}$ " or 1"



Rectangular
 $\frac{5}{8}$ "



Slimline
 $\frac{1}{4}$ "

Available in white
or painted.

Available in white,
pewter, or brass.

SIMULATED DIVIDED LITES



SDL $\frac{7}{8}$ "




SDL 2"


Shown with spacer.

Available in white or painted.

PATTERNS (custom configurations available)



STANDARD



BORDER



VALENCIA





2" SDL
(custom)




ADDITIONAL OPTIONS



- Keylock
- Bronze or grey tinted glass
- Interior frame extensions (max. 13 $\frac{3}{4}$ ")
- PVC brickmould
- PVC capped wood brickmould 1 $\frac{1}{2}$ " & 2"
- Anodized aluminum sill extension
- Extruded clear anodized aluminum sill cladding
- Nailing fin
- Sidelites, toplites, and shaped toplites

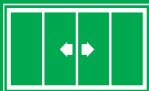
SIZES Non standard sizes also available

STANDARD WIDTHS

2 LITE - XO/OX		
		or 
4'10"	1483 mm	58 ³ / ₈ "
5'	1505 mm	59 ¹ / ₄ "
6'	1784 mm	70 ¹ / ₄ "
7'	2115 mm	83 ¹ / ₄ "
8'	2391 mm	94 ¹ / ₈ "

3 LITE - XOO/XOX/OOX				
	or		or	
8'	2224 mm	87 ⁹ / ₁₆ "		
9'	2643 mm	104 ¹ / ₁₆ "		
10'	3138 mm	123 ⁹ / ₁₆ "		
12'	3553 mm	139 ⁷ / ₈ "		

3 LITE - OXO-L/OXO-R		
		or 
8'	2259 mm	88 ¹⁵ / ₁₆ "
9'	2678 mm	105 ⁷ / ₁₆ "
10'	3173 mm	124 ¹⁵ / ₁₆ "
12'	3588 mm	141 ¹ / ₄ "

4 LITE - OXXO		
		
10'	2948 mm	116 ¹ / ₁₆ "
12'	3507 mm	138 ¹ / ₁₆ "

STANDARD HEIGHTS		
6'	1821 mm	71 ¹¹ / ₁₆ "*
6' 8"	2019 mm	79 ¹ / ₂ "
6' 10"	2057 mm	81"
8'	2430 mm	95 ¹¹ / ₁₆ "

Only 5', 6' and 9' doors are offered at 1821 mm (71 ¹¹/₁₆") in height.

The manufacturer reserves the right to change or modify products without prior notice.



GUARANTEES

- ✓ 20 years on insulated glass seal failure
- ✓ 10 years against spontaneous glass breakage (Inside glass only)
- ✓ 10 years on PVC
- ✓ 1 year on parts

Please note that our guarantees are transferable.



info@standarddoors.com
StandardDoors.com/Odyssey



YOUR STANDARD OF QUALITY
STANDARD
 DOORS